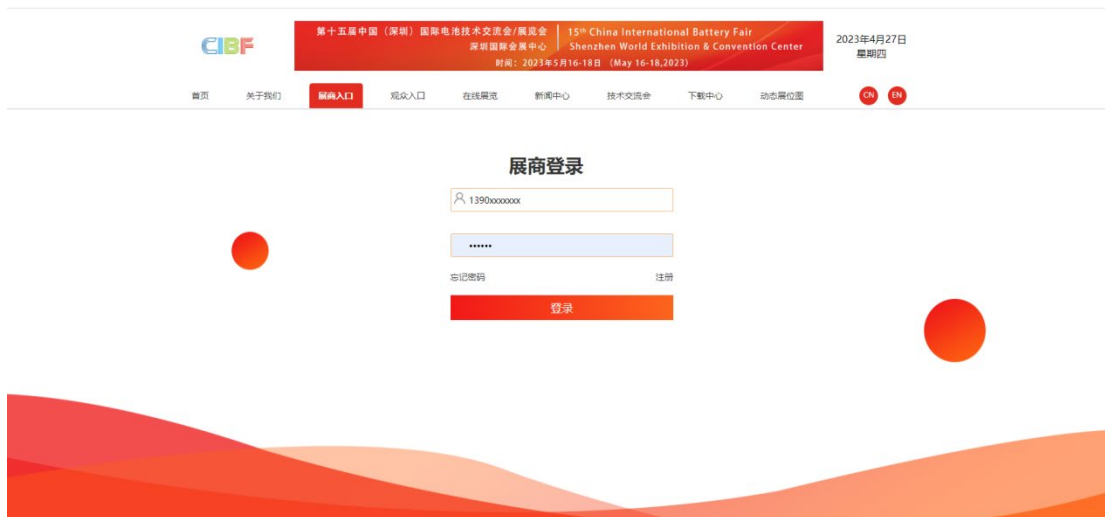


Cibf2023 展品信息完善操作指南

1、打开网站 <https://www.cibf.org.cn/>找到展商入口：



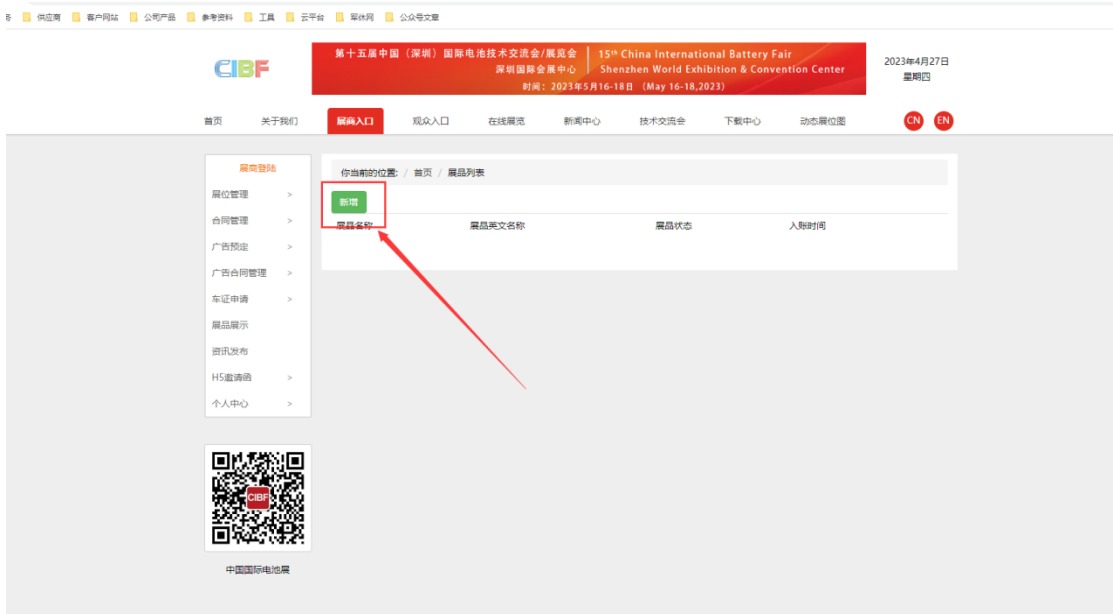
2、点击展商入口，输入短信收到的用户名、密码 点击登录。



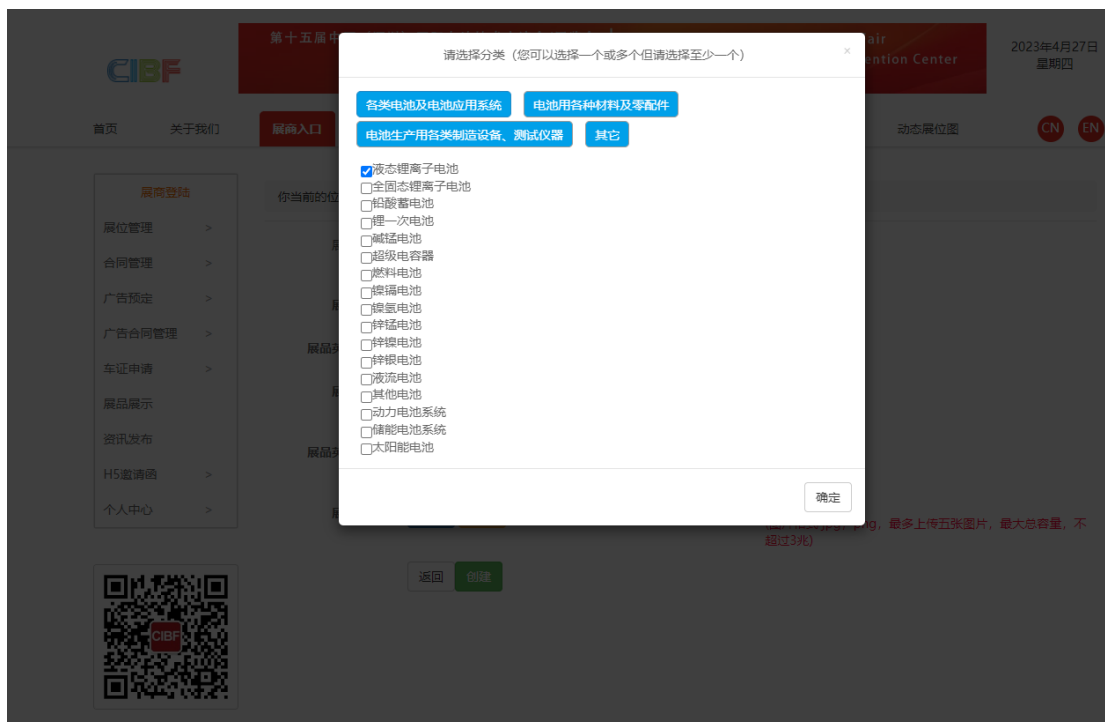
3、找到展品展示，并点击进入



4、点击新增



5、选择自己参展展品类别:



6、并输入展品介绍, 注意是中英文都需要输入, 并上传展品图, 注意最多上传 5 张, 每张大小不超过 3m



7、点击创建，上传展品成功，可继续上传多个展品，也可以编辑展品

The screenshot displays the website for the 15th China International Battery Fair (CIBF). The header includes the CIBF logo, the event name in Chinese and English, the location (Shenzhen World Exhibition & Convention Center), and the dates (May 16-18, 2023). The date and day (2023年4月27日 星期四) are shown in the top right. A navigation bar contains links for '展商入口' (Exhibitor Entrance), '观众入口' (Audience Entrance), '在线展览' (Online Exhibition), '新闻中心' (News Center), '技术交流会' (Technical Exchange Meeting), '下载中心' (Download Center), and '动态展位图' (Dynamic Booth Map). A sidebar on the left lists various management functions like '展位管理', '合同管理', '广告预定', etc. The main content area shows the '展商列表' (Exhibitor List) page with a '新增' (Add) button and a table of exhibitors.

展品名称	展品英文名称	展品状态	入账时间	
锂电池	lithium battery	已通过	2023/4/27 9:28:29	详情 编辑 删除

8、展品信息完善成功。